BEAM CLAMP JG

Easy and simple mounting
Special Clamp Jaw design applies loads away from flange edge
Fits wide range of beams and flange widths, low headroom design
Widely option for flange width

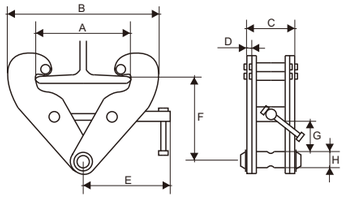



Model	Capacity kg	Flange Width mm	A Max. mm	B Min. mm	B Max. mm	C mm	D mm	E mm	F Min. mm	F Max. mm	G mm	H mm	Weight kg
JG-1	1000	75-230	278	180	370	62	5	230	100	160	30	25	4
JG-2	2000	75-230	278	180	370	67	6	230	100	160	35	28	4.4
JG-3	3000	80-320	356	230	480	100	8	260	125	210	45	32	8.6
JG-5	5000	80-320	356	230	480	110	10	260	125	210	50	38	10.7
JG-10	10000	80-320	356	255	490	115	12	270	170	240	65	43	14.5

BEAM CLAMP JBC

Easy and simple mounting
Special Clamp Jaw design applies loads away from flange edge
Fits wide range of beams and flange widths, low headroom design
Widely option for flange width

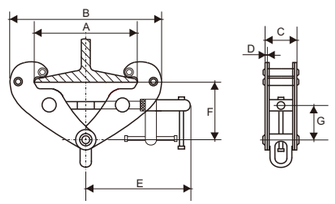



Model	Capacity kg	Flange Width mm	A Max. mm	B Min. mm	B Max. mm	C mm	D mm	E mm	F Min. mm	F Max. mm	G mm	Weight kg
JBC-1A	1000	75-245	270	183	375	66	4	210	102	165	25	3.5
JBC-2A	2000	75-245	270	183	375	74	6	210	102	165	25	4.5
JBC-3A	3000	70-355	365	240	520	103	8	258	135	225	45	9.5
JBC-5A	5000	70-355	365	240	520	111	10	258	135	225	45	11
JBC-10A	10000	80-350	365	250	520	120	12	280	160	230	50	16

BEAM CLAMP HEAVY DUTY

Special Clamp Jaw design applies loads away from flange edge
Three supporting shaft provides stronger clamping force
Safety factor 5:1

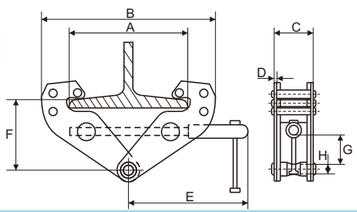



Model	Capacity kg	Flange Width mm	A Max. mm	B Min. mm	B Max. mm	C mm	D mm	E mm	F Min. mm	F Max. mm	G mm	Weight kg
HD-1A	1000	75-30	278	182	380	64	4	217	90	150	26	4.5
HD-2A	2000	75-230	278	182	380	76	6	217	90	150	25	5
HD-3A	3000	80-320	356	220	500	100	8	277	145	220	48	9.5
HD-5A	5000	90-320	356	220	500	112	10	277	145	220	45	11.3
HD-10A	10000	90-320	356	250	520	120	12	285	160	230	52	15.9

PLAIN TROLLEY GCT610



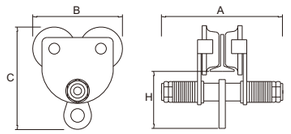

Capacity t	Flange Width mm	Min. turning radius m	Weight kg	A mm	B mm	C mm	H mm
0.5	68-94	0.9	4.3	178	176	175	135
1.0	68-100	1.0	7.5	194	203	230	145
2.0	94-124	1.1	11.5	232	228	260	165
3.0	116-140	1.3	18	261	296	308	190
5.0	140-180	1.4	30.6	333	310	350	220
10	125-180	1.7	43	346	398	445	260
20	136-203	5.0	200	420	529	575	315

GEARED TROLLEY GCL610



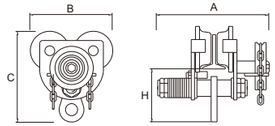

Capacity t	Flange Width mm	Min. turning radius m	Weight kg	A mm	B mm	C mm	H mm
0.5	68-94	0.9	8.3	230	176	175	135
1.0	68-100	1.0	11.5	240	203	230	145
2.0	94-124	1.1	15	275	228	260	165
3.0	116-140	1.3	22	310	296	308	190
5.0	140-180	1.4	35	370	310	350	220
10	125-180	1.7	49.5	384	398	445	260
20	136-203	5.0	205	450	529	575	315

PLAIN TROLLEY GCT619



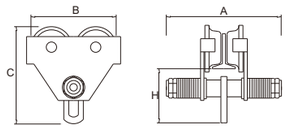

Capacity t	Flange Width mm	Min. turning radius m	Weight kg	A mm	B mm	C mm	H mm
0.5	68-126	0.9	6	208	212	190	108
1.0	80-146	1.0	9.5	246	239	214	120
2.0	80-168	1.1	14.6	280	270	248	145
3.0	88-168	1.3	24	300	319	323	200
5.0	100-170	1.4	36	316	346	357	210
10	122-203	1.7	83	343	475	400	230
20	136-203	5.0	235	475	642	622	315

PLAIN TROLLEY GCL619



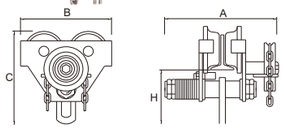

Capacity t	Flange Width mm	Min. turning radius m	Weight kg	A mm	B mm	C mm	H mm
0.5	68-126	0.9	10	280	212	190	108
1.0	80-146	1.0	13.5	280	239	214	120
2.0	80-168	1.1	19	310	270	248	145
3.0	88-168	1.3	29	365	319	323	200
5.0	100-170	1.4	40	400	346	357	210
10	122-203	1.7	90	400	475	400	230
20	136-203	5.0	215	475	798	675	300

PLAIN TROLLEY GCT620



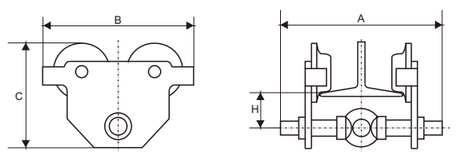

Capacity t	Flange Width mm	Min. turning radius m	Weight kg	A mm	B mm	C mm	H mm
0.5	50-220	0.9	5.5	290	212	166	67
1.0	58-220	1.0	8.7	300	238	189	74
2.0	66-220	1.1	14.6	300	277	220	92
3.0	74-220	1.3	24.5	321	330	283	119
5.0	90-220	1.4	34.5	415	346	305	126

GEARED TROLLEY GCL620



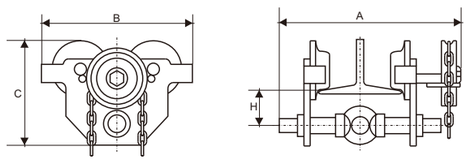

Capacity t	Flange Width mm	Min. turning radius m	Weight kg	A mm	B mm	C mm	H mm
0.5	50-220	0.9	9	352.5	212	166	67
1.0	58-220	1.0	12.6	353.5	238	189	74
2.0	66-220	1.1	18.5	355	277	220	92
3.0	74-220	1.3	30	400	330	283	119
5.0	90-220	1.4	41	420	346	305	126

! NOTE:
- Do not exceed the working load limit.
- Do not use plate clamps to lift load less than 20% of the rated capacity.
- Lift only one plate at a time.
- Plate must be clean and free of oil.
- Not designed to use on stainless steel or aluminum plated.
- For use with materials with a surface hardness to 30 RC(300HB)

VERTICAL LIFTING CLAMPS JCD



- Japan model
- Suitable for vertical lifting of steel plates and steel structures
- Capacity: 0.8-20T
- Made of high-quality low-carbon alloy steel
- It is fitted with a locking device for both open and closed positions, which ensures complete safety
- High-frequency quenching of die-forged special alloy steels enhance the strength and durability of the tooth plate
- The working load is the capacity of one piece. It may be used singly or pairs of clamp used together
- Do not crash the lifted cargos during the lifting and transfer period.

Model	Working Load kg	Test Load kg	Opening Size mm	Net Weight kg
JCD-0.8	800	1600	0-16	2.8
JCD-1.6	1000	2000	0-22	4.2
JCD-2.0	2000	4000	0-25	5.5
JCD-3.2	3200	6400	0-35	9.5
JCD-5.0	5000	10000	0-50	16
JCD-8.0	8000	16000	0-60	23
JCD-10	10000	15000	0-80	33
JCD-12	12000	18000	20-90	37
JCD-16	16000	21000	40-100	46
JCD-20	20000	30000	60-120	76

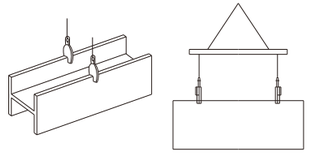

Lifting with cross beam

VERTICAL LIFTING CLAMPS JCDF



- Japan model
- Suitable for vertical lifting of steel plates and steel structures
- Capacity: 0.8-20T
- Made of high-quality low-carbon alloy steel
- It is fitted with a locking device for both open and closed positions, which ensures complete safety
- High-frequency quenching of die-forged special alloy steels enhance the strength and durability of the tooth plate
- The working load is the capacity of one piece. It may be used singly or pairs of clamp used together
- Do not crash the lifted cargos during the lifting and transfer period.

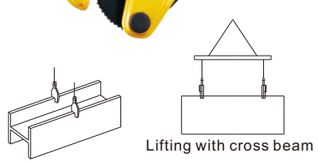

Lifting with cross beam

Model	Working Load kg	Test Load kg	Opening Size mm	Net Weight kg
JCDF-1.0	1000	2000	0-20	4.0
JCDF-2.0	2000	4000	0-30	6.0
JCDF-3.0	3000	6000	0-35	10
JCDF-5.0	5000	10000	0-50	17

VERTICAL LIFTING CLAMPS ECD



- Japan model
- Suitable for vertical lifting of steel plates and steel structures
- Capacity: 0.8-30T
- Made of high-quality low-carbon alloy steel
- It is fitted with a locking device for both open and closed positions, which ensures complete safety
- High-frequency quenching of die-forged special alloy steels enhance the strength and durability of the tooth plate
- The working load is the capacity of one piece. It may be used singly or pairs of clamp used together
- Do not crash the lifted cargos during the lifting and transfer period.

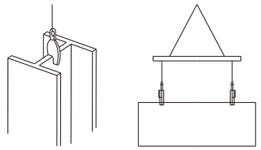

Lifting with cross beam
加横梁吊装

Model	Working Load kg	Test Load kg	Opening Size mm	Net Weight kg
ECD-0.8	800	1600	0-15	2.4
ECD-1.6	1000	3200	0-20	5.0
ECD-2.0	2000	4000	0-25	8.0
ECD-3.2	3200	6400	0-25	13
ECD-5.0	5000	10000	0-30	18.5
ECD-8.0	8000	16000	0-45	29.6
ECD-12	12000	24000	50-90	54
ECD-16	16000	32000	60-100	59.5
ECD-20	20000	40000	80-150	145
ECD-30	30000	60000	80-150	148

JERRICAN CLAMPS YQC



- Suitable for lifting and transfer of steel drum
- It is a light-weight clamp which may be used single-handedly or several clamps



Model	Working Load kg	Test Load kg	Opening Size mm	Net Weight kg
YQC-0.6	600	1200	0-300	5.0

CLAMPS FOR PLASTIC DRUM PQC



- Suitable for lifting and transfer of plastic drum
- It is a light-weight clamp which may be used singly or several clamps



Model	Working Load kg	Test Load kg	Opening Size mm	Net Weight kg
PQC-0.45	450	900	450-600	6.0

VERTICAL LIFTING CLAMPS CDK



- Suitable for lifting and transfer of steel plates and steel structures with all positions (horizontal, vertical and sidelong)
- It is fitted with a locking device for both open and closed positions, which ensures complete safety
- It is fitted with a hoisting ring
- Made of high-quality low-carbon alloy steel
- It may be used singly or pairs of clamp used together
- Do not crash the lifted cargos during the lifting and transfer period

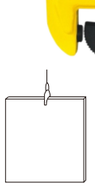

Vertical lifting of steel plate

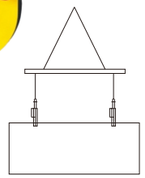

Lifting with cross beam

Model	Working Load kg	Test Load kg	Opening Size mm	Net Weight kg
CDK-0.8	800	1600	15-30	2
CDK-1.6	1600	3200	20-40	7
CDK-3.2	3200	6400	25-50	15
CDK-4.5	4500	9000	25-50	15
CDK-5.0	5000	10000	30-60	23

VERTICAL LIFTING CLAMPS CDD



- Suitable for lifting and transfer of steel drum
- Suitable for turning and lifting of single steel plate
- It is fitted with a locking device for both open and closed positions, which ensures complete safety



turning of steel plate

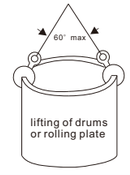

Model	Working Load kg	Test Load kg	Opening Size mm	Net Weight kg
CDD-0.8	800	1600	0-15	2
CDD-1.6	1600	3200	0-20	7

VERTICAL LIFTING CLAMPS YDG



- Suitable for lifting of steel beam and plate
- Pairs of clamp should be used together

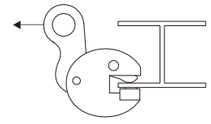

Model	Working Load kg	Test Load kg	Opening Size mm	Net Weight kg
YDG-1.0	1000	2000	0-24	7
YDG-2.0	2000	4000	0-30	11

HORIZONTAL LIFTING CLAMPS JPD

- Suitable for horizontal lifting of “H”, “I” “T” “L” shaped steel structures
- It is a light-weight clamp which may be used single-handedly or several clamps
- The main body and parts are forged and heat treated to enhance the strength and durability of the clamp.



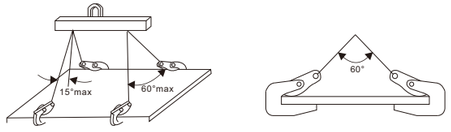

Model	Working Load/Pair kg	Test Load kg	Opening Size mm	Net Weight kg
JPD-1.0	2000	4000	5-32	8.5
JPD-2.0	4000	8000	5-50	15.5
JPD-3.0	6000	12000	5-75	34.5

HORIZONTAL LIFTING CLAMPS PPD

- Europe model
- Suitable for lifting and horizontal transfer of steel plates and steel structures
- Capacity: 0.8-16T
- Made of high-quality low-carbon alloy steel
- The working load limit is the maximum load when the clamp are used in pairs with a lift angle of 60°. In lifting operation should be used in pairs or multiples



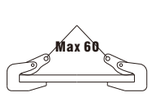

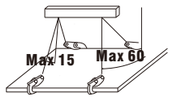

Model	Working Load/Pair kg	Test Load kg	Opening Size mm	Net Weight kg
PPD-0.8	800	1600	0-25	2.5
PPD-1.0	1000	2000	0-30	3.5
PPD-1.6	1600	3200	0-30	4.0
PPD-2.0	2000	4000	0-40	5.0
PPD-3.2	3200	6400	0-45	6.0
PPD-4.0	4000	8000	0-50	6.5
PPD-5.0	5000	10000	0-55	7.5
PPD-6.0	6000	12000	0-130	22
PPD-8.0	8000	12000	0-100	25
PPD-10	10000	15000	0-125	33
PPD-16	16000	24000	0-150	52

HORIZONTAL LIFTING CLAMPS YPC



- Europe model
- Suitable for lifting and horizontal transfer of steel plates and steel structures
- Made of high-quality low-carbon alloy steel
- Pairs of clamp should be used together
- Do not crash the lifted cargos during the lifting and transfer period

Model	Working Load/Pair kg	Test Load kg	Opening Size mm	Net Weight kg
YPC1.5	1500	3000	0-50	4.3
YPC3.0	3000	6000	0-50	6.0
YPC5.0	5000	10000	0-60	12



HORIZONTAL LIFTING CLAMPS YCT



- Europe model
- YCT horizontal lifting clamp consists of two clamps with a two-legged chain system
- It is especially suited for the transport of single plate with a minimum thickness of approx. 5 mm as well as for plate bundles
- The two-legged lifting clamps in conjunction with a spreader beam
- In the standard version, the lifting clamp is suitable for plated up to 1500mm width with a top angle of the chain up to a max.90°
- Clamps with longer chains for large plate widths are available upon request. The working load limit (WLL) applies to a pair of lifting clamps. Single clamps are also available, but with half working load limit.

Model	Working Load/Pair kg	Test Load kg	Opening Size mm	Net Weight kg
YCT-2	2000	4000	5-32	8.5
YCT-4	4000	8000	5-50	15.5
YCT-6	6000	12000	5-75	34.5

LIFTING CLAMPS TPH



WITH SURFACE PROT带表面保护





- Europe model
- Suitable for horizontal lifting and transfer of steel and concrete pipes
- Capacity: 1.5-16T
- Compact shape and relatively low weight with a high lifting capacity
- The working load is the capacity of one pair. Pairs of clamp should be used together
- Do not crash the lifted cargos during the lifting and transfer period
- The connecting shackle is available at extra cost

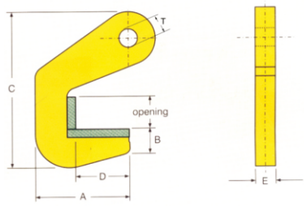

Model	Working load/pair kg	Opening Size mm	Dimension mm A	B	C	D	E	T	Net Weight kg	Shackle G2130
TPH1.5	1500	40	120	32	195	75	36	25	2.2	6.5t
TPH3.0	3000	40	120	32	195	75	40	25	2.5	8.5t
TPH4.0	4000	50	120	32	205	75	40	29	3.0	8.5t
TPH6.0	6000	50	120	32	205	75	44	29	3.3	9.5t
TPH8.0	8000	70	120	32	255	75	44	29	4.5	9.5t
TPH16.0	16000	70	145	32	300	75	52	40	11	17t

HORIZONTAL LIFTING CLAMPS LA



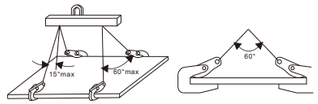

- Suitable for horizontal lifting and transfer of steel plates and steel
- structures
  Made of high-quality low-carbon alloy steel
- The working load limit is the maximum load when the clamp are used in pairs with a lift angle of 60°. In lifting operation should be used in pairs or multiples
- Do not crash the lifted cargos during the lifting and transfer period

Model	Working Load/Pair kg	Test Load kg	Opening Size mm	Net Weight kg
LA-2.0	2000	4000	0-50	5.5
LA-3.2	3200	6400	0-60	8.0
LA-5.0	5000	10000	10-80	11.5
LA-6.0	6000	12000	10-100	14.5

HORIZONTAL LIFTING CLAMPS LB



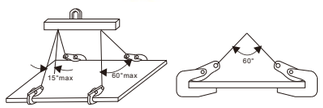

- Suitable for horizontal lifting and transfer of steel plates and steel
- structures
  Made of high-quality low-carbon alloy steel
- The working load limit is the maximum load when the clamp are used in pairs with a lift angle of 60°. In lifting operation should be used in pairs or multiples
- Do not crash the lifted cargos during the lifting and transfer period

Model	Working Load/Pair kg	Test Load kg	Opening Size mm	Net Weight kg
LB-2.0	2000	4000	0-25	5.0
LB-3.2	3200	6400	0-40	6.5
LB-5.0	5000	10000	0-50	12.0
LB-8.0	8000	16000	0-60	18.0

HORIZONTAL LIFTING CLAMPS L



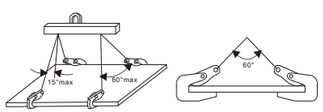

- Suitable for horizontal lifting and transfer of steel plates and steel
- structures
  Made of high-quality low-carbon alloy steel
- The working load limit is the maximum load when the clamp are used in pairs with a lift angle of 60°. In lifting operation should be used in pairs or multiples
- Do not crash the lifted cargos during the lifting and transfer period

Model	Working Load/Pair kg	Test Load kg	Opening Size mm	Net Weight kg
L-0.8	800	1600	0-15	2.0
L-1.0	1000	2000	0-20	4.0
L-1.6	1600	3200	0-25	6.5
L-2.5	2500	5000	0-30	11
L-2.5A	2500	5000	25-50	11
L-3.2	3200	6400	0-40	12.5
L-3.2A	3200	6400	30-60	12.5
L-5.0	5000	10000	0-50	20
L-5.0A	5000	10000	50-80	20

TURNING LIFTING CLAMPS DFQ

- Suitable for horizontal lifting of steel plates
- Suitable for turning of H-steel
- It is a light-weight clamp which may be used single-handedly or several clamps
- For horizontal lifting, it should be fitted with crossbeam.



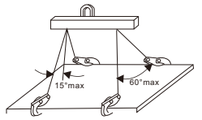



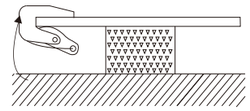

Model	Working Load/PCS kg	Test Load kg	Opening Size mm	Net Weight kg
DFQ-1.5	1500	3000	0-20	5.0
DFQ-2.5	2500	5000	0-30	8.0
DFQ-5.0	5000	10000	0-40	17
DFQ-8.0	8000	16000	0-50	22
DFQ-10	10000	20000	0-60	31

CONCRETE PIPE LIFTING CLAMP TBCT



- Suitable for vertical lifting and transporting of concrete pipes and wells
- TBC clamps must always be used in pairs or per three clamps
- Higher capacities or other jaw opening upon request

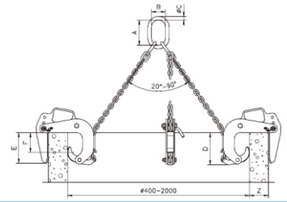

Model	Working Load/PCS kg	Test Load kg	Opening Size mm	Net Weight kg
TBCT-1	1000	2000	60-120	10

CONCRETE PIPE LIFTING CLAMP TLG



- Suitable for vertical lifting transport of concrete pipes and culverts
- One pair, pairs or group of clamp used together
- Lifting gear for concrete pipe to diameter of 3000mm is available

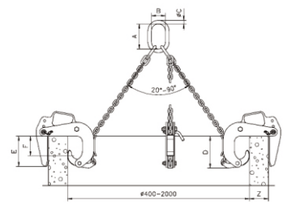

Model	Working Load/PCS kg	Test Load kg	Opening Size mm	Net Weight kg
TLG1.5/120	1500	165	40-120	10
TLG3.0/120	3000	245	40-120	18
TLG3.0/180	3000	245	50-180	24

SINGLE STEEL PLATE LIFTING CLAMPS PDQ



- Suitable for lifting and transport single or multi steel plates
- Made of high-quality low-carbon alloy steel
- Pairs or group of clamp used together
- For horizontal lifting, it should be fitted with balance beam.

Model	Working Load/Pair kg	Test Load kg	Opening Size mm	Net Weight kg
PDQ-1.0	1000	2000	0-50	3.0
PDQ-2.0	2000	4000	0-60	5.0
PDQ-3.2	3200	6400	0-90	12
PDQ-5.0A	5000	10000	0-120	17
PDQ-5.0B	5000	10000	0-150	17
PDQ-5.0C	5000	10000	0-220	17
PDQ-6.0	6000	12000	0-240	20
PQD-8.0A	8000	14000	0-130	25
PDQ-8.0B	8000	14000	0-240	28

DOUBLE STEEL PLATE LIFTING CLAMPS QS



- Suitable for horizontal lifting of “H”, “I” “T” “L” shaped steel structures
- Made of high-quality low-carbon alloy steel
- Upper roller design to avoid wire rope damage
- It's easy for the narrow space with sharp triangle
- One pair, pairs or group of clamp used together

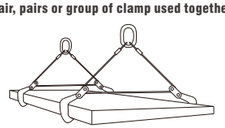

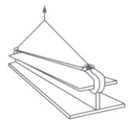

Model	Working Load/Pair kg	Test Load kg	Opening Size mm	Net Weight kg
QS-1.0	1000	2000	0-40	2.0
QS-2.0	2000	2000	0-50	3.5
QS-3.2	3200	6400	0-60	6.0
QS-5.0	5000	10000	0-70	14.5
QS-7.0	7000	14000	0-90	22
QS-10	10000	20000	0-120	32

MULTI STEEL PLATE LIFTING CLAMPS PDK

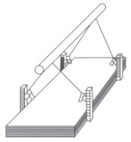



- Suitable for lifting and transport of multi steel plates
- Made of high-quality low-carbon alloy steel
- The position of the tongue will be adjusted according to the thickness
- of the lifting steel
- For horizontal lifting, it should be fitted with balance beam

Model	Working Load/Pair kg	Test Load kg	Opening Size mm	Net Weight kg
PDK-3.0	1500	3000	0-180	19
PDK-4.5	2250	4500	0-240	26
PDK-5.0	2500	5000	0-240	29
PDK-8.0	4000	8000	0-240	50
PDK-15	7500	15000	0-240	72

TURNTABLE SMALL TANK TK



- Suitable for conveying and rotating of goods
- Made of high-quality low-carbon alloy steel
- Duration oiled metal wheels with polyurethane cover
- Two pairs of clamp should be used together
- Moving road should be smooth floor

Model	Quantity of wheel	Capacity/4pcs kg	Testing load kg	Net Weight kg
TK-6	4	6000	12000	15
TK-8	6	8000	16000	22
TK-12	8	12000	24000	29
TK-18	12	18000	36000	43

DRUM LIFTER



Up-right Lifting	Side angle Lifting	Dump	Double Leg









Capacity kg	Chain Size mm	Lifting height mm	Net Weight kg
1000	6x18	500	3.6